



Welcome to the Woodlands Harley Davidson Owners Group

We are a Chapter that Rides and has Fun!

In the calendar year of 2025, our 152 members logged 563,094 miles with 330 scheduled opportunities to ride. We ride year around on weekdays and weekends to accommodate our members' needs.

We offer short breakfast or lunch rides as well as all day destination rides. And short or longer vacation rides to destinations that you and your significant other can enjoy all over the country.

For 2025, we had holiday and vacation rides to:

- Gunnison, CO – 10 day ride
- Hot Springs, AR – 5 day ride
- New England – 15 day ride
- Hill Country, TX - 4 day ride
- Texas Independence Day Ride - day ride
- Bluebonnet Ride - day ride
- Sturgis Rally - 10 day ride
- Lone Star Motorcycle Rally - day ride
- King of the Baggers, Austin, TX – 3 day ride
- Wreaths Across America Veterans Event - day ride



We do lunch rides to nearly every restaurant that serves breakfast and/or lunch in Harris, Montgomery, Waller and surrounding counties.

The charity activities that the chapter participates in are the **Victory for Veterans** Charity Event and **Toys for Tots** (Montgomery County Children).

For more information about our chapter and a monthly calendar of current planned events, see our website at <http://www.thewoodlandshog.com>. Chapter Meetings are held on the 3rd Saturday of each month at 10:30 a.m. at the Woodlands HD Dealership at 25545 I45 North, The Woodlands, TX 77380.

Hope to see you soon!
Troy Harrison, Director

The Woodlands Harley Davidson

HOG Chapter #5402 Officer List (April 2026)

GM The Woodlands HD	Matt Durandetto		
*Director	Troy Harrison	jtharrison1123@comcast.net	281-370-8342
*Asst. Director	Chris Felt	Defelt2003@gmail.com	832-820-0467
*Treasurer	Mike Wilson	mgwilson1952@gmail.com	281-455-2846
*Secretary	Rhonda Smith	rhonda.smith81@gmail.com	713-857-3651
Head Road Captain	Rudy Revak	rudy@gvp8.com	832-761-1718
Asst. Head Road Capt	Glenn Paschall	glennpaschall@mac.com	281-787-8362
Membership	Christopher Solomon	Christopher.xs.solomon@mac.com	601-966-0565
Merchandise	Kristi Felt	khenry1974@hotmail.com	832-257-6463
Ladies of Harley	Rhonda LaGarce	rrlagarce@gmail.com	832-541-0765
Hoot	Jen Bayuk	jshadowen@hotmail.com	713-927-7841
Hoot Game Day	Howard Williams	millbailey@icloud.com	713-301-8826
Webmaster	Jeff Mroczenski	jeffmro@gmail.com	832-235-6474
Social Media	Ramon Medina	Boricuaray26@gmail.com	281-510-7355
Editor	Mike LaGarce	mhlagarce@gmail.com	832-423-8643
Volunteer Coordinator	Pete Slough	peteslough@aol.com	281-798-6603
Veterans Affairs	Glenn Paschall	glennpaschall@mac.com	281-787-8362
Care Cards Officer	Maria Solomon	Msolomon3@proton.me	601-966-0681
Photographer			
Activities Officer			
Safety Officer			



2026 CHAPTER MEMBERSHIP ENROLLMENT FORM AND RELEASE

Chapter Name: _____

Member Name: _____

Mailing Address: _____

City: _____ State: _____ Zip: _____

E-mail Address: _____

Phone: _____ Member Nat'l H.O.G. Number: _____

Expiration Date of National H.O.G.® Membership: _____

I have read the H.O.G.® Chapter Charter and hereby agree to abide by it as a member of this Dealer sponsored Chapter.

I recognize that while this Chapter is chartered with H.O.G.®, it remains a separate, independent entity solely responsible for its actions.

THIS IS A RELEASE, READ BEFORE SIGNING

I agree that the Sponsoring Dealer, Harley Owners Group® (H.O.G.®), Harley-Davidson, Inc., Harley-Davidson Motor Company, my Chapter and their respective officers, directors, employees and agents (hereinafter, the **"RELEASED PARTIES"**) shall not be liable or responsible for injury to me (including paralysis or death) or damage to my property occurring during any H.O.G.® or H.O.G.® Chapter activities and resulting from acts or omissions occurring during the performance of the duties of the Released Parties, even where the damage or injury is caused by negligence (except willful neglect). I understand and agree that all H.O.G.® members and their guests participate voluntarily and at their own risk in all H.O.G.® activities and I assume all risks of injury and damage arising out of the conduct of such activities. I release and hold the **"RELEASED PARTIES"** harmless from any injury or loss to my person or property which may result from my participation in H.O.G. activities and EVENT(S). I UNDERSTAND THAT THIS MEANS THAT I AGREE NOT TO SUE THE **"RELEASED PARTIES"** FOR ANY INJURY OR RESULTING DAMAGE TO MYSELF OR MY PROPERTY ARISING FROM, OR IN CONNECTION WITH, THE PERFORMANCE OF THEIR CHAPTER DUTIES IN SPONSORING, PLANNING OR CONDUCTING SAID EVENT(S).

WAIVER OF RIGHTS UNDER STATE STATUTES

I further agree to waive all benefits flowing from any state statute which would negate or limit the scope of this Release and Indemnification Agreement including, but not limited to, Section 1542 of the California Civil Code which provides:

"A general release does not extend to the claims which the creditor does not know or suspect to exist in his favor at the time of executing the release, which if known to him must have materially affected his settlement with the debtor."

By signing this Release, I certify that I have read this Release and fully understand it and that I am not relying on any statements or representations made by the **"RELEASED PARTIES"**.

Member Signature: _____ Date: _____

RETURN THIS FORM TO YOUR CHAPTER

WELCOME TO THE WOODLANDS HARLEY OWNERS GROUP, CHAPTER #5402

You've made a great choice to join our chapter and we're happy to have you with us! Please take a few minutes to read this letter about safe riding. As the Safety Officer, preventing accidents is my focus. The information below is an important first step to your safety and the safety of those we ride with.

Ride and Have Fun! That's our HOG motto. And there's no better way to have fun than for all of us to arrive safely at our destination after a great ride. *"It's not the destination, it's the journey"*. The journey and time we spend together will be the stories we tell for years to come.

GROUP RIDING

Riding in groups is fun but offers a set dynamic conditions unlike that of solo riding you may be used to. There are additional hazards, and riders must follow supplemental protocols to ensure the safety of all. Additionally, be aware that our HOG chapter has its own group ride principles to follow that may be different than what you're used to from other organizations. It is important that all riders on our HOG group rides be aware of and follow our safe group riding principles. They include:

- Alcohol and illegal drug use impair rider performance and are strictly prohibited, both before and during rides, NO exception. You may not ride with us if you have, and must leave if asked. Our rides end at the destination.
- Bikes are to be in good condition, fully gassed up and ready to go by the "kickstands up" posted time. Especially check that tire pressures, drivetrain and hand/foot controls are good to go. This lets you focus on the ride, not worry about the condition of the bike.
- Small groups are generally safer than larger ones as they make it easier to stay together. The day's organizer will divide us into groups of maximum 6-7 and appoint Road Captains to be the Lead (front rider) and Sweep (last rider) of each small group. Follow the directions of your assigned Road Captain Lead.
- Staggered riding formation is used within each group.
 - Alignment: you'll be in either the left or right track from the lane's center, and you should maintain this relative position throughout the ride. But each rider "owns" the entire width of the lane and uses it as needed for cornering, avoiding hazards, etc.
 - Separation: keep 1 second of distance behind the rider in the adjacent track in front, and 2 seconds of distance behind the rider in your track. For trikes, always 2 seconds.

- As group speed changes, distances between bikes change accordingly.
 - Maintain the integrity of the group, which can discourage intrusion by autos in congested areas, and will minimize “yo-yoing”.
 - Don’t crowd the rider in front of you, no side-by-side riding or passing the rider in front, ever.
 - Lane changes: should be signaled (blinkers and by hand), and proceed from back to front – the Sweep at the back makes the first move.
 - Passing: by single file of slower vehicles on 2 lane roads.
 - Hazards: Watch for them! Signal by hand or foot to those behind you.
 - The Lead will give a hand signal for single file formation if required (e.g. partially blocked lane, bicyclers, lateral hazard, narrow lanes). Watch for the signal and pass it back!
- Watch frequently to ensure the bike immediately behind you is still in formation. If you don’t see it safely pull over and wait. Follow the Lead’s decisions.
 - “Ride your own ride” – you are responsible for your own safety and riding decisions. It is your call **EACH** time whether it is safe or not for **YOU** to proceed through an intersection, turn onto another street, ride as fast as the rider in front of you, etc. **Don’t assume** just because the bike in front of you went, it is safe for you to go too. Ride within **your** capability limits.
 - No horseplay or stunt riding.
 - Obey traffic laws. Stop for traffic lights even if it splits the group. Don’t drive at excessive speeds to catch up with the group. Riders making it through will wait for you and the group will reform.
 - No cruise control or throttle locks on group rides.
 - Stay Alert and focused. Scan, Identify, Predict, Decide, Execute (SIPDE).
 - In the event of an accident, Leads and Sweeps will take control and make time-critical assignments. Speak up if uncomfortable with tasks.

Ultimately each rider is responsible for their own safety. Whether you’re a new rider or a seasoned veteran having ridden thousands of miles a year for decades, I recommend everyone to continuously improve their rider skills and learn to ride safer. Please ask me, a Road Captain or another Officer, to explain any of the principles noted above in more detail if you have questions. You can email me at [**dirtvet@hotmail.com**](mailto:dirtvet@hotmail.com).

Again, welcome to The Woodlands HOG Chapter.

We’re glad to have you with us...and always RIDE SAFE!

Tom Fuller
Safety Officer, The Woodlands HOG Chapter #5402

HAND SIGNALS

Listed below are a few reminders of the most frequently used hand signals. These help you, the rider, become more visible to other riders and drivers. Please use them! Hope this is useful and ASK if you have any questions!

Basics you must know:

Arm straight out, palm forward or finger pointing out.

Prepare to turn left. Use this in combination with your cycle's electric signals.

Arm lifted out, hand straight up or pointing upward.

Prepare to turn right. Use this in combination with your cycle's electric signals.

Hand low, palm towards the back.

Slow down ahead or prepare to STOP!

Others:

Point to tank.

I need gas, stop at the next station.

Point at ground with either finger or foot.

Careful, there's something on the road. Debris, dead animal, pothole or something that the following riders need to avoid.

Hand down, rub fingers together.

Road is slippery.

Flash brake lights very rapidly.

Be prepared to stop QUICKLY

Point at sign.

Read the sign. If it's a highway sign with multiple exits listed, hold up the number of fingers corresponding to which exit you want (e.g. two fingers for the second exit listed).

Arm back, pointing rear - sweep arm forward till along side then point down.

You want the rider to your rear to come alongside you or pass you and take the next (often lead) position.

Point at a rider, then point to side of road.

Pull over now.

Arm out, palm back.

Stay behind me.

Arm out, fingers down, palm back with a fore and aft motion.

Back off, you're too close. This is mostly for tailgaters. Be careful using this as it could make the driver angry and they could start playing games with you. You don't need this!

Arm out, forward waving.

Go past me.

Waving arm in quick downward motion, with palm down and parallel to ground.

Slow down!

Thumb up

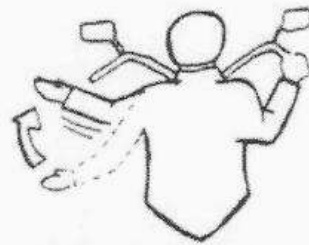
You're ready to ride! Given to the Road Captain when you're on your bike and are ready to go on the group ride.




Start your engines



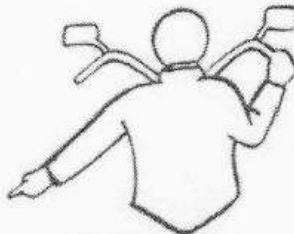
Stop



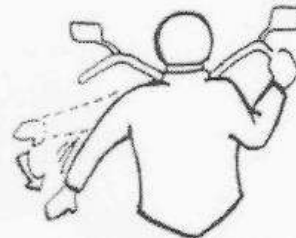
Go ahead and pass me




Bikers ready



Hazards on the road



Don't pass me



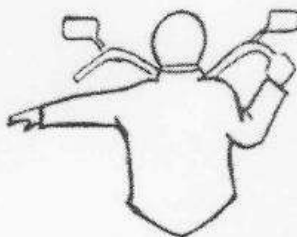
Stop your engines




Turn off your turn signals




Single riding



Left turn



Slow down




Staggered riding



Right turn



Speed up



Time for a pit stop

Welcome + Introduce new riders! Review route, special concerns, signals, and ride staging plan to leave the area. Announce groups: Lead/Sweep, Group sizes, Sena channels.

- **No alcohol or illegal drugs permitted.** (Official ride ends at the destination)
 - **Ride responsibly within the group = Think group safety!**
 - Maintain **correct separation** from the bikes in front of you. Ride staggered formation.
 - Lead will signal for single file formation if conditions warrant (and return to staggered).
 - **Critical!** Immediately pass all signals from those ahead of you to those behind you.
 - Lane Changes: Lead decides the need for it. Sweep initiates the “back-to-front” move.
 - Don’t crowd the rider in front of you, no side-by-side riding, no passing riders, no stunts.
 - **Ride your own ride = You are responsible for your own decisions & safety!**
 - Be alert and constantly scan for potential threats and hazards. Signal them to others.
 - Don’t assume it is safe for **YOU** to proceed just because another bike does.
 - Follow traffic laws; if this splits the group, no problem - Riders in front will wait for you
 - Ride within **YOUR** capability limits; Don’t bow to group pressure to ride over your head.
 - **Frequently look behind you while riding = Care for the biker behind you!**
 - Watch for the person behind you, if you don't see them, slow down or stop until you do
 - A missing bike may indicate a vehicle problem, accident, or separation from a traffic light
-



Additional Details

A) Each group rides in staggered formation following these rules:

- **Alignment:** Bikes form up in either the left or right tract from the lane’s center. Each rider can use full width of lane.
- **Correct Separation:** 1 second behind bike in adjacent tract, 2 seconds behind the bike in your tract, 2 seconds behind trikes. Maintain to avoid group “yo-yoing”, and keep group tighter in congested traffic areas.
- **Lane Changes:** Lead decides the need for it and signals (blinkers and hand signals). All riders then signal too, and all wait for the Sweep to decide when to change. Sweep moves first when safe, with riders ahead waiting until those behind have moved. The Lead changes lanes last. **Patience!**
- **Hazards:** Road debris, holes, dogs, etc. Watch for them and immediately signal by hand or foot to those behind you.
- **Passing:** group will pass slower cars & trucks by single file

B) Accident Protocol:

- Lead or Sweep will take control at the accident scene and make time-critical assignments to riders (including 911 call)

WOODLANDS HOG CHAPTER 5402: RIDE SAFETY CHECKLIST

APR-2026

- Gather riders 10min before KSU. Welcome group. Announce destination & mileage.
- Welcome any new riders and/or guests. (Request them to use #2 slot in group)
- Ride officially ends at *"Talk with group lead if you need return home directions"*
- **No alcohol and/or drugs will be permitted on this ride.**

SAFE RIDING INSTRUCTIONS

- Ride in staggered formation. No side-by-side.
 - 2 seconds behind bike in front of you.
 - 1 second behind the bike on your side.
 - Please follow 2 seconds behind trikes.
- Keep groups tight in congested areas. Closer spacing at stoplights, stop signs, & intersections. Help group keep together as much as possible.
- Rider owns the entire width of their lane. Hold lane position (Left/Right Track) but feel free to use entire lane during turning, avoiding debris, and/or road obstacles.
- Watch for "Single File" or "Staggered Formation" hand signals. Follow lead's track.
- Do NOT pass others in your group. Consistent speed/spacing helps avoid Yo-Yo effect.
- Point out road debris = Point with feet and/or hands.
- Lane change = "Back to Front". Pass hand signals back, pause for sweep to secure lane, watch bikes behind you, then proceed with your lane change. (Watch the sweep)
- Pass 18 wheelers single file. Speed up to get past large trucks.
- Ride your own ride = You are responsible for your own driving decisions. Don't blindly pull out and/or make change lanes. Check safe clearances.
- Review classic hand signals.
- If separated from group, be calm, proceed straight. Group leader will slow down, find safe place to pull over, and NOT make turn without you.
- If you need to pull over, please signal to group and safely pull over. No one will be left behind. Sweep stays with you.
- **Watch person behind you! If you don't see them, slow down until you do!**
- If there is an accident, the Leads/Sweeps will take control and make critical assignments. If any assignment makes you uncomfortable = Immediately speak up.
- No cruise control or throttle lock.

REVIEW ROUTE, GROUPS, AND STAGING INSTRUCTIONS

- Route highlights. Safety considerations. Gas and/or Restroom breaks.
- Introduce the Leads & Sweeps. Describe group sizes.
- Discuss ride staging instructions, Sena channels, and departure instructions.
- Please use "Thumbs-up" signal when you are ready to depart.

Frequently Asked Questions

What is HOG?

The Harley-Davidson Owners Group (HOG) is a thirty-year-old organization founded and sponsored by Harley-Davidson. It offers benefits and services to Harley enthusiasts and helps develop close relationships between fellow riders, the local Harley-Davidson dealer and The Motor Company. Its motto is "Ride and Have Fun."

I'm already a member of HOG. Why do I have to join a local chapter?

There is no requirement to join a local chapter; however, membership at the local level enables national HOG members and Harley owners to meet and ride with fellow Harley enthusiasts, while participating in events and activities in and around the local community.

Is The Woodlands Chapter sponsored by a dealer?

Yes, The Woodlands Harley Davidson is the sponsoring dealer for The Woodlands Chapter. Each authorized Harley-Davidson dealership is eligible to sponsor a HOG Chapter if they desire. We are very pleased that Cecilio Flores, General Manager of The Woodlands H-D, decided to sponsor our Chapter.

What happens at the Monthly Chapter Meeting?

This meeting occurs on the third Saturday of each month at 10:30 a.m. at The Woodlands Harley Davidson located at 25545 I-45 North, The Woodlands, TX 77380. No ride is associated with the meeting unless announced – and this would usually be a breakfast ride before the meeting. The Director and Officers will give their monthly updates announcing upcoming events, rides, vacations, etc. The dealership provides updates on their planned activities and there may be a guest speaker. The meeting normally lasts for one hour.

How do I get to know people?

Just pick a meeting or a ride and show up! A breakfast, lunch, or dinner ride is great opportunity to meet people. Ensure the Ride Host knows this is your first event. Any number of people can show up for a ride, generally 6-20 people. Usually, we sit together as one big group so there is ample opportunity to meet fellow members.

I haven't ridden with a group before, so what should I do?

Don't let your lack of group riding experience keep you at home. Pick a scheduled ride and show up at least 30 minutes before KSU (Kickstands Up). We leave promptly at the KSU time posted. Let the Ride Host know that this is your first event and you are not sure what to do. The Ride Host and Road Captains are there to help. We recommend that new members ride near the front of the group, usually in position #2 behind the leader. The pace is generally more even at the front of the group, and you are less likely to experience anxiety if the group becomes separated. We ride in a staggered formation for safety. A safety briefing will be held before each ride departs.

Will we stop for gas?

You should arrive at the dealership with a full tank of gas. The Ride Host will plan the ride with the assumption that you have a full tank when we leave the starting location. The Ride Host will generally schedule a rest/fuel stop for rides of 100 miles or more.

What happens after breakfast, lunch, or dinner?

Our rides generally officially end when we reach our restaurant destination. Occasionally, some in the group will continue riding following the meal but these rides are not official HOG rides and are not placed on the calendar.

What is the HogScan smartphone application?

It is an application that was created as a way for Road Captains to quickly and easily check members in to our scheduled rides or events. Its main purpose is twofold; less paperwork and to verify member's status as current.

Can anyone use the HogScan smartphone application?

Yes, but know that the smartphone app is not a scaled down version of the website. It shows our event calendar and can be used RSVP to events.

What kind of chapter is it? A hard-core riding group or an organization just for social gatherings?

Obviously, it is impossible for any chapter to be "all things to all people." The membership of the Chapter ultimately determines which direction the Chapter will take. The motto of HOG is to "Ride and Have Fun," and The Woodlands Chapter takes this objective very seriously. Our intention is to offer a good balance of events, rides and activities to address the various interests of the members, whether these are short daytime rides, dinner events, longer trips to rallies and tours, or whatever.

Where will most of the Woodlands Chapter events be held?

There will be a number of different sites, depending upon the particular activity. We anticipate that the majority of the functions will be held in close proximity to the Sponsoring Dealership, with its location in the Southern Montgomery/Northern Harris locale. We expect good accessibility for members in The Woodlands, Spring, Humble, Tomball, Magnolia and Kingwood communities, in addition to other surrounding areas.

Who runs this chapter?

The Dealer/Sponsor is Cecilio Flores and the Chapter Director is Troy Harrison. There are also Primary Officers and Discretionary Officers who comprise the officer team responsible for scheduling events and activities, managing the Chapter finances and conducting Chapter business.

Can I belong to more than one chapter?

HOG does not specifically limit the numbers of chapters an individual may join. However, we hope that members would decide to join a Chapter which most closely matches their riding styles and interests. Frankly, we hope people do not join just to collect another patch for their jacket; we would like to see members join The Woodlands Chapter who have a real interest in contributing to the organization and participating in the events and activities.

I've heard it can be expensive to attend Chapter outings. How will this be addressed?

We will try to have a good variety of activities, ranging from informal get-togethers and inexpensive coffee, lunch or dinner rides, to other functions such as weekend runs or out-of-state rallies which will, by definition, be somewhat more expensive. Hopefully, by providing a good mix of options, we will be able to offer plenty of choices so members will be able to find activities within their budget, while still doing a lot of riding and having a good time.

I work on Saturdays. Can I still participate?

We hope that by scheduling events on varying weekend days, occasional weekday functions, with some daytime and evening activities, that members will be able to find a good number of events in which they can participate, regardless of their work schedules or other commitments. The officers are certainly interested in planning events and activities which optimize participation by the members.

How do I get patches for my vest (jacket)?

Chapter patches are available for purchase from the merchandise officers who have a table at the meeting each month.

How do I join?

You may join us at the monthly Chapter meeting, or you may contact any of the primary officers noted on the contact list you've been provided. These are marked with an asterisk (*). You will need to complete the **Chapter Membership Enrollment Form and Release** and provide verification of your current national HOG membership by either showing your current national HOG card or providing your current national HOG membership number. Annual membership dues for the Chapter are \$30.00 for calendar year 2025. First year dues are waived for new members.



WHY JOIN???

- ◆ Lots of scheduled rides
- ◆ Make new friends
- ◆ Road Captains to guide
- ◆ Social activities
- ◆ Safety focused
- ◆ Explore area eateries
- ◆ Laughs, grins & giggles!!
- ◆ Share the love of Harleys
- ◆ Make memories
- ◆ Great vacation rides



HOW TO JOIN

- ◆ Attend chapter meeting
- ◆ QR code on back
- ◆ Inquire at dealership

RIDES

- ◆ Every Saturday/Sunday
- ◆ Many weekdays
- ◆ Most Holidays



VACATION RIDES

- ◆ Every Spring & Fall
- ◆ 3-10 Days Long
- ◆ Great Destinations

EXTENDED WEEKEND RIDES

- ◆ Several per year
- ◆ Other state HOG Rally's
- ◆ Hill Country

LADIES of HARLEY

- ◆ Support chapter activities
- ◆ Ladies ONLY rides
- ◆ Make lasting friendships

SAFETY

- ◆ New Member Orientation
- ◆ Pre-ride Briefings
- ◆ Dedicated Safety Officer

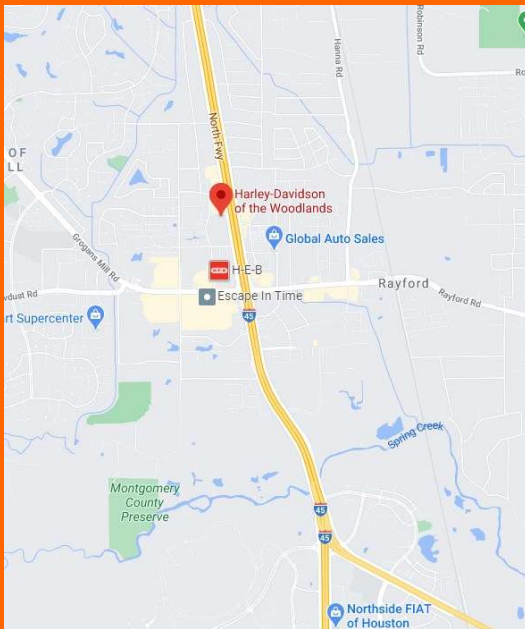


MONTHLY "HOOT"

- ◆ Social gathering
- ◆ Fun Times with friends
- ◆ Various venues

CHAPTER MEETINGS


- ◆ Monthly
- ◆ 3rd Saturday of month
- ◆ 10:30 AM—11:30 AM
- ◆ Held at The Woodlands Harley Davidson



DUES

- ◆ Cheap!! \$30 per year
- ◆ Passenger is FREE!
- ◆ Must be a National Member

OUR SPONSOR



SCAN QR TO JOIN



There are several ways to view our ride calendar:

Scan QR code to go to our website, then select 'Calendar'. Click on the date for more details.

Or use our **HogScan** app after you've joined!



*The #1 Riding Chapter
in Texas - with the
Miles to Prove it!*

Chapter #5402

General

Information

www.thewoodlandshog.com